

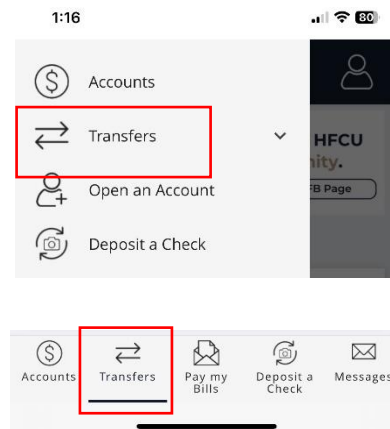


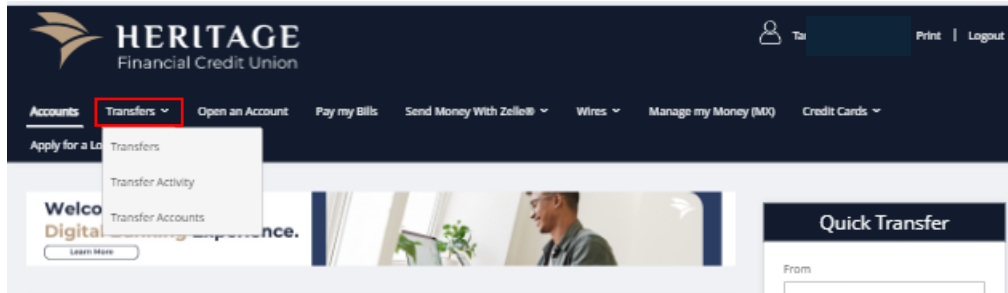
HOW MAKE AN EXTERNAL TRANSFER IN ONLINE BANKING

1. To get started, visit <https://heritagefcu.com/>. Click on the **“Login”** button located on the top right of the homepage, or login to your HFCU Mobile app on your personal device.

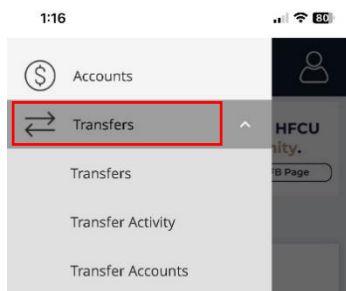


2. When logged into online banking, navigate to the **“Transfers”** page by clicking **“Transfers”** at the left-side top menu or on the bottom menu in the mobile app, or the top menu in online banking.

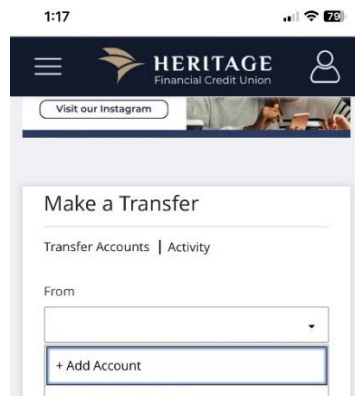


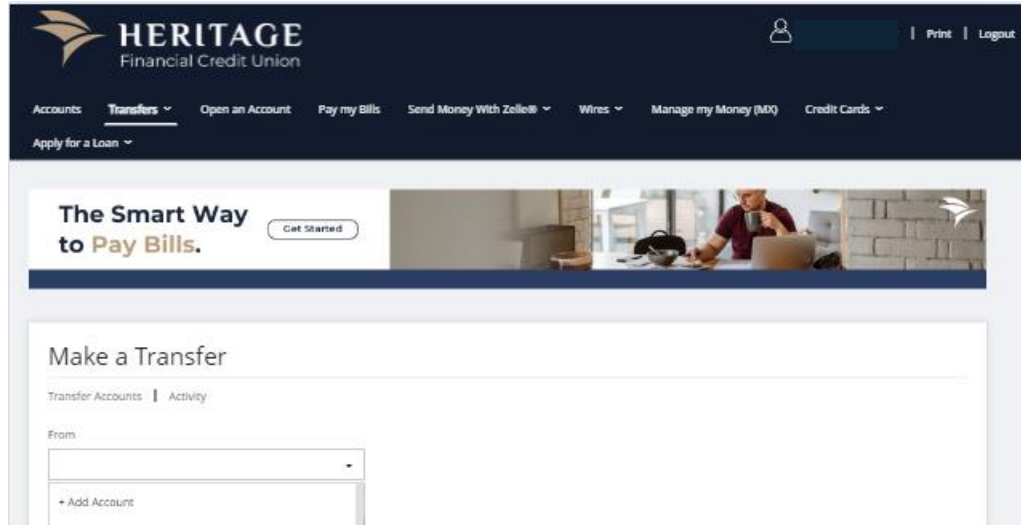


3. Then click on **“Transfers”**.



4. Next, under the **“Make A Transfer”** screen, select your external account under **“From”** and enter the additional information required.





5. Select the **“From”** account to pay from and the **“To”** account as the loan

Make a Transfer

Transfer Accounts | Activity

From

CHECKING - x0071
Available \$909.24

To

1030 - x0011
Current \$353,906.73

6. Then from the dropdown select a **“Payment Option”**

Payment Option

Please Pay \$0.00

Principal-Only Payment

Other Amount

Escrow-Only Payment

7. Choose a **“Start Date”** that you would like the transfer to begin. Choose a **“Duration”** for if this should end after a certain number of transfers, or a certain date. Select **“Schedule”** and determine how often you would like this payment to be made. Choose a **“Duration”** for if this should end after a certain number of transfers, or a certain date. Add an optional **“Description”** and **“E-Mail Alert”** if desired.

Schedule

Recurring

Frequency

Every two weeks

Start Date

06/02/2024

Estimated Delivery Date

06/02/2024

Duration

No end date

Description (Optional)

Send me an email when this transfer is completed

Continue

8. Click **“Continue”** to proceed.
9. Review the Transfer and click **“Transfer”**

Review Transfer

Activity

Please review the following transfer.

From

CHECKING - x0071 (Available \$909.24)

To

1030 - MORTGAGE - 30 YR - x0011 (Current \$353,906.73)

Payment Option

Other Amount

Amount

\$1,500.00

Schedule

Recurring

Frequency

Every two weeks

Start Date

06/02/2024

Estimated Delivery Date

06/02/2024

Duration

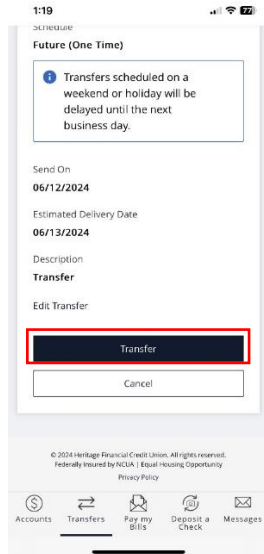
No end date

Send me an email when this transfer is completed

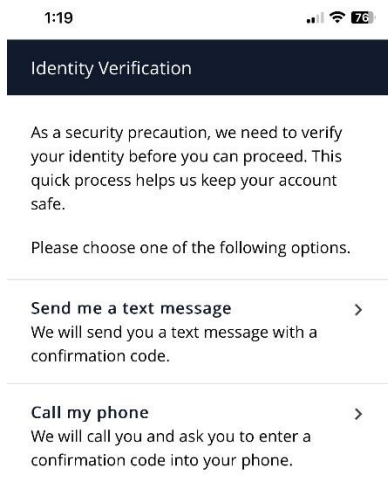
Edit Transfer

Cancel **Transfer**

10. You will then be brought to a screen to review your transfer information. Once verified, click **“Transfer”** to complete the transaction.



- You may be asked to validate your identity by either receiving a call or text message with a confirmation code. Click on the best option for you.



- After verifying the confirmation code, you will be brought to the **“Transfer Confirmation”** Screen with all of the details! And you are done!

