

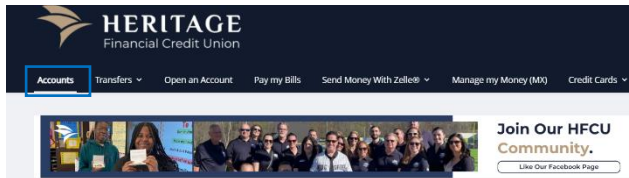


LOCATING PERSONAL LOAN DETAILS IN ONLINE BANKING

1. To get started, visit <https://heritagefcu.com/>. Click on the “**Login**” button located on the top right of the homepage, or login to your HFCU Mobile app on your personal device.



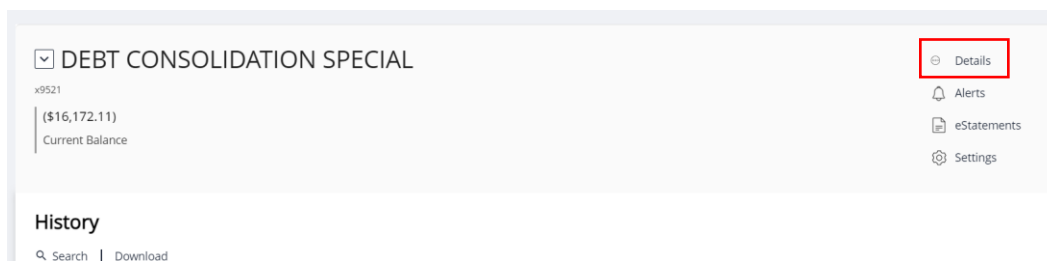
2. Login to your online banking account and stay on the “**Accounts**” homepage.



3. Locate the specific loan account within your **Account Summary** listing. Click on the desired account to view transactions and details.

Accelerator Checking x2954	\$0.00 Available Balance \$0.00 Current Balance
DEBT CONSOLIDATION SPECIAL x9521 Pay Now	(\$16,172.11) Current Balance \$426.69 Amount Due
03. SECOND MORTGAGE - 15 YR x0211	(\$55,178.29) Current Balance \$0.00 Amount Due
HELOC - 2nd Lien x4421 Pay Now	(\$53,325.67) Current Balance \$429.23 Amount Due

4. Once in the account, select **“Details”** on the top right of the screen.



DEBT CONSOLIDATION SPECIAL
 x9521
 (\$16,172.11)
 Current Balance

[Details](#)
[Alerts](#)
[eStatements](#)
[Settings](#)

History
[Search](#) | [Download](#)

5. Within the **Account Details** pop-up window, you will see various loan information, including the full account number, date information, interest rate, year to date interest, and payment information.

Account Details ✕

Account Nickname
DEBT CONSOLIDATION SPECIAL

Account Name
Debt Consolidation Loan

Account Number
x9521

Show Full Account Number

Routing Number
221978791

Date Opened
04/19/2023

Interest Rate
8.490%

Year To Date Interest
\$739.25

Previous Year Interest
\$1,064.55

Close **Print**

